














Auto transmission Adaptors (85pcs)








Code	Adaptor Name	Adaptor No.	Picture	Car Model	Gearbox Model	Qty	Remark
A01	Toyota Crown(new) adaptor (Integrated Quick Connect Type)	201020047	 A01&A63	New Crown, Reiz, Lexus IS300, Lexus ES300 Lexus GS300	A960E	1	Open the car bonnet, remove the battery and cabin air filter, use a long barear wheel driveel screwdriver to remove the rectangular intercooler above the gearbox, and then fix the dedicated connector with screws.
A02	Audi outer cone adaptor assembly	201020073		Audi A4, A6, Passat 5HP	Simulated 7-speed CVT(01)	1	Remove the transmission protection plate, find the transmission cooling oil pipe at the front bumper position, and use a wrench to disconnect it, then connect it with a male and female connector. (PS: It is easily wrong disassembled the steering power pipe for this type of gearbox. It requires careful judgment)
A03	Buick adaptor	303220019		Cadillac (SRX, XTS), Buick(Lacrosse,Regal,EXCELLE,Enclave,ENCORE,GL8), Chevrolet (SPARK, Captiva, Cruze, Malibu, LOVA, EPICA), Caliber(CVT), Compass,Grand Cherokee	4-Speed/6-Speed front wheel drive/4WD (6T40/6T45E/4T 60)	1	For Buick, Chevrolet car models, normal operation is to remove the small circlip which connecting the transmission oil pipe and the water tank, then put on the dedicated connector and insert the circlip before operation. (As it is too narear wheel driveow to operate at the joint position above the water tank, it is recommended to disconnect the connector under the water tank)
A04	Toyota Crown(old) adaptor (Separated)	201020053		Crown(old), Reiz	6-Speed front wheel drive/4WD (A760/A761/A96 0)	2	Remove the intercooler on the left side of the gearbox, then screw the dedicated connector into the threaded gearbox inlet and outlet.
A05	ROEWE (Auto transmission)	303220018		ROEWE, Volvo S40, S60	5-Speed front wheel drive/ 4WD (AV55-50SN)	1	Remove the quick-release connector of the transmission's cooling oil pipe, and then put on the dedicated connector before operation.

A07	Audi Inner cone adaptor assembly	201020079		Audi A4, A6, Passat 5H	Simulated 8-Speed CVT(01T)	1	Remove the transmission protection plate, find the transmission cooling oil pipe at the front bumper position, and use a wrench to disconnect it, then connect it with a male and female connector. (PS: It is easily wrong disassembled the steering power pipe for this type of gearbox. It requires careful judgment)
A08	Land Rover (Auto transmission) adaptors assembly	201020108		Land Rover Freelander 2/3 , ROEWE 750	6-Speed 4WD(TF-815C)	1	Disconnect one of the cooling oil pipe of the gearbox directly, then connect two ends with male and female connectors before operation.
A09	BMW X5 (Auto transmission) (Integrated) adaptor assembly	201020109		BMW X5	6-Speed 4WD(ZF6HP19/21)	1	Disconnect the connector of the cooling oil pipe which connecting the gearbox and water tank, then connect it with the dedicated connector and continue for operation.
A10	BMW X6 (Auto transmission) adaptor assembly	201020110		BMW X6	6-Speed 4WD (ZZF6HP26/28)	1	Disconnect the connector of the cooling oil pipe which connecting the gearbox and water tank, then connect it with the dedicated connector and continue for operation.
A11	BMW5, BMW3 (Auto transmission) (quick connect) adaptor assembly	201020111		BMW 3 , BMW5, BMW7 (6-Speed), BMWX5	6-Speed rear wheel drive/4WD(ZF-6HP9/21/ 24/26/28)	1	Disconnect the quick connector of the cooling oil pipe which is close to the water tank (For the old version of X5, the cooling oil pipe needs to be cut ofront wheel drive for 1cm, then put on a dedicated connector before operation. Use dedicated tool to disconnect the quick connector.)
A12	CITROEN C5 adaptor assembly	201020144		Peugeot 207/307,CITROEN C-Quatre, C-Triomphe	4-Speed front wheel drive(AL4)	1	Remove front wheel on the left, find the intercooler (round shape) beside the gearbox on the left and remove it. Use screwdriver to fix the dedicated connector.
A13	Peugeot C5 (New) adaptor assembly	201020151		Peugeot 3008.4008,58 CITROENC5/C4	6-Speed front wheel drive (TF-80SC)	1	Remove the protection plate, find the intercooler (round shape) at the front and remove it. Use screwdriver to fix the dedicated connector.
A14	Peugeot Citroen C-Quatre adaptor assembly	201020152		Peugeot 3008 CITROEN C5/C4	6-Speed front wheel drive (TF-80SC)	1	Remove the protection plate, find the intercooler (round shape) at the front and remove it. Use screwdriver to fix the dedicated connector.

A15	BUICK SAIL adaptor assembly	201020143		BUICK SAIL	4-Speed front wheel drive	1	1 set/car
A16	Volkswagen 09G (Round Al. adaptor)	201020207		Volkswagen (BORA, SAGITAR, LAVIDA, PASSAT, SANTANA, JETTA, Touran) SKODA (RAPID, Octavia, Superb) BESTUNE (B50,B70,B90,MPV) 09G gearbox	6-Speed front wheel drive/4WD(TF-61SN)	1	Open the car bonnet, remove the cabin air filter, use a long barear wheel driveel screwdriver to remove the round-shaped intercooler above the gearbox, and then install and fix the dedicated connector with screws. (Make sure the O ring has been installed or if won't be sealed)
A17	Volkswagen (BORA Golf,Polo,LAVIDA,SKODA adaptor assembly	201020212		Volkswagen (BORA, SAGITAR, LAVIDA, PASSAT, SANTANA, JETTA, Touran) SKODA (RAPID, Octavia, Superb) BESTUNE (B50,B70,B90,MPV) 09G gearbox	6-Speed front wheel drive/4WD(TF-60SN)	1	Open the car bonnet, remove the battery and cabin air filter, use a long barear wheel driveel screwdriver to remove the rectangular intercooler above the gearbox, and then fix the dedicated connector with screws.
A18	Volkswagen(BORA Golf 4th adaptor assembly	201020216		Volkswagen (BORA, PASSAT, LAVIDA, SKODA Octavia, Polo, Beetle 01M ATF	4-Speed front wheel drive(01M)	2	Open the car bonnet, find the transmission cooler, unscrew the two screws in front of the intercooler and remove the intercooler, then screw the two dedicated connectors on before operation.
A19	SAGITAR, MAGOTAN CC, Passat (New) Superb 09G (Auto transmission) adaptor assembly	201020214		Volkswagen (BORA, SAGITAR, LAVIDA, PASSAT, SANTANA, JETTA, Touran) SKODA (RAPID, Octavia, Superb) BESTUNE (B50,B70,B90,MPV) 09G ATF	6-Speed front wheel drive/4WD(TF-60SN)	1	Open the car bonnet, remove the battery and cabin air filter, use a long barear wheel driveel screwdriver to remove the rectangular intercooler above the gearbox, and then fix the dedicated connector with screws.
A20	2.0 Nissan (Integrated) adaptor assembly	201020193		SUNNY,TIIDA , Sylphy Sunny, Qashqai CVT gearbox	Simulated 6-speed CVT (RE0F01/06A)	1	Lift the car, then remove the chassis protection plate, remove the independent external intercooler in front of the gearbox, align the screw positions and install a dedicated connector before operation.
A21	Nissan (new) (Integrated) adaptor assembly	201020194		Nissan /NISSN Sunny CVT, TEANA 2.0L (Thick installed)/ Mitsubishi strength dazzle/ Outlander EX, CVT ATF	Simulated 6-speed CVT (JF011E/RE0F0A)	1	Lift the car, remove the independent external intercooler at the lower right of the gearbox, aligns the screw positions and installs a dedicated connector before operation.
A22	Toyota YARiS L(new), Carolla, Levin adaptor assembly	201020213		Toyota E'Z / Carolla/ Levin	Simulated 6-speed CVT (K110)	1	Open the car bonnet, use a long barear wheel driveel screwdriver to remove the rectangular intercooler above the gearbox, and then fix the dedicated connector with screws.









A23	Honda (Integrated) adaptor assembly	201020195		Honda JADE	Simulated CVT(CN1A)	1	Open the car bonnet, use a long barear wheel driveel screwdriver to remove the rectangular intercooler above the gearbox, and then fix the dedicated connector with screws.
A24	Benz Ml adaptor assembly	201020209		Benz A.B.C.ML.E. GL.S series	7-Spped rear wheel drive/4WD(722.9)	1	Remove the car chassis protection plate and the quick connector of the radiator oil pipe connected to the water tank (make sure the snap spring is tightened)
A25	Toyota LAND CRUISER 4.6 adaptor assembly	201020215		Toyota LAND CRUISER	5-Speed 4WD	1	Remove the car chassis protection plate (located near the left side of the gearbox). Find the intercooler of gearbox, remove it, and install a dedicated connector before operation.
A26	Volkswagen Tiguan adaptor assembly	201020220		Volkswagen Tiguan (09M gearbox)	6-Speed front wheel drive/4WD(09M)	1	Remove the car chassis protection plate and unscrew the cooling oil pipe which is connected to the gearbox, then connect it with the dedicated connector.
A27	Touareg 09D adaptor assembly	201020221		Audi Q7, Cayenne, Touareg	6-Speed front wheel drive/4WD(TR-60SN)	1	Remove the car chassis protection plate (close to the lower left headlight position), find the connection position of the cooling oil pipe of the gearbox, remove the cooling oil pipe and install with a dedicated connector.
A28	A28 Benz E series adaptor assembly	201020222		Benz E series	7-Speed rear wheel drive/4WD(722.9)	2	2 pcs/car
A29	Touareg 8-speed adaptor assembly	201020225		Audi Q7, Cayenne, Touareg	8-Speed 4WD (OC8/TR-80SD)	1	Remove the car chassis protection plate, find the connection position of the cooling oil pipe of the gearbox, remove the cooling oil pipe and install with a dedicated connector.
A30	BMW , 8HP adaptor assembly	201020226		BMW 3 , BMW 5, BMW 7 , BMW X5 (8-Speed)	8-Speed 4WD (ZF8HP45/70/90)	1	Remove the chassis protection plate, unscrew the cooling oil pipe near the right side of the gearbox, and then install and fix the dedicated connector with screws before operation.

A31	LAND ROVER 6HP-24 adaptor assembly	201020227		Range Rover, Discovery, Evoque	6-Speed 4WD (6HP-24)	1	Remove the chassis protection plate, unscrew the cooling oil pipe near the right side of the gearbox, and then install and fix the dedicated connector with screws before operation.
A32	BMW 6HP adaptor assembly	201020235		BMW 7, BMW X6	BMW , 6HP	1	Remove the chassis protection plate, unscrew the cooling oil pipe near the right side of the gearbox, and then install and fix the dedicated connector with screws before operation.
A33	Audi A6L (2012,3.5TFSI) adaptor assembly	201020238		Audi A4L/A5/A6/ A6L/A7/A8	OAW	2	Remove the quick-release connectors on the two independent cooling oil pipes on the front of the gearbox, and then install the dedicated connector before operation.
A34	Qashqai (2011) adaptor assembly	201020240		Qashqai, X-TRAIL, Tiida, Teana, SYLPHY, Altima. compass, Patriot, Renault, Mitsubishi strength dazzle	Simulated 6-speed CVT (JF011E/REOF10/11A)	1	Lift the car, remove the independent external intercooler at the lower right of the gearbox, aligns the screw positions and installs a dedicated connector before operation. (if it is hard to handle, take ofront wheel drive the battery before intercooler removal)
A35	Volkswagen CC2010 , 09G adaptor assembly	201020241		2010 Volkswagen CC	6-Speed front wheel drive(09G)	1	Open the car bonnet, remove the cabin air filter, use a long barear wheel driveel screwdriver to remove the rectangular intercooler above the gearbox, and then fix the dedicated connector with screws.
A36	Range Rover Evoque 9AT adaptor assembly	201020245		Evoque	9-Speed front wheel drive (9HP-28)	1	Lift the car, then remove the chassis protection plate, remove the independent external intercooler in front of the gearbox, align the screw positions and install a dedicated connector before operation.
A37	MAZDA C-X5 adaptor assembly	201020247		MAZDA CX-5	6-Speed front wheel drive/ 4WD(6AT)	1	Lift the car, then remove the chassis protection plate, remove the independent external intercooler in front of the gearbox, align the screw positions and install a dedicated connector before operation.
A38	Volkswagen Magotan,Tiguan CC 6-speed DSG adaptor assembly	201020249		Volkswagen Magotan,Tiguan CC 6-speed DSG gearbox	6-Speed front wheel drive (DQ250)	1	It is recommended to use specific DSG oil for wet dual clutch.








A39	Audi Q5 A8 adaptor assembly	201020250		Audi Q5,A8	8-Speed 4WD(ZF8HP55)	1	Remove the chassis protection plate, remove the screws of cooling oil pipe which are secured on the gearbox on the right side, then install and fix the dedicated connector before operation.
A40	Benz 5 speed adaptor assembly	201020251		Benz SLK200/CLK	5-Speed rear wheel drive	1	Open the car bonnet, find cooling oil pipe which is connecting the transmission and water tank under the headlight on the left. Disconnect the cooling oil pipe and remove the snap ring, then connect with dedicated connector. (it requires to remove the screws of gearbox cooling oil pipe on the car frame)
A41	Carora K311 adaptor assembly	201020259		2014 Carora	K310	1	Open the car bonnet, use a long barear wheel driveel screwdriver to remove the rectangular intercooler above the gearbox, and then aligns the screw positions and installs a dedicated connector before operation.
A42	Audi (new) A6L A4L adaptor assembly	201020260		Audi (new) A6L A4L	Simulated 7-Speed CVT(01J)	1	Remove the chassis protection plate, remove the screws of cooling oil pipe which are secured on the gearbox on the right side, then aligns the screw positions and installs a dedicated connector before operation.
A43	Cadillac adaptor assembly	201020279		Cadillac CTS/SRX	5-Speed 4WD (5L40E)	1	1 pc/car
A44	Citroen 1.6T adaptor assembly	201020280		Citroen 1.6T	6-Speed front wheel drive	1	1 pc/car
A45	Ford TF-80 adaptor assembly	201020281		Ford. Volvo 6 speed	6-Speed front wheel drive/ 4WD (CV6P)	1	1 pc/car




A46	Ford Explorer adaptor assembly	201020282		Ford Explorer	6-Speed front wheel drive/ 4WD (6F35/50)	1	1 pc/car
A47	Volvo V60 8 speed adaptor	201020283		Volvo V60 Cadillac XT-5	8-Speed front wheel drive (TG-81SC)	1	1 pc/car
A48	Maserati 6HP-26 adaptor	201020284		Maserati	6-speed rear wheel drive (6HP-26)	1	1 pc/car
A49	Audi Q3 adaptor	201020285		Audi Q3	7-Speed Wet dual-clutch (DQ450)	1	1 pc/car
A50	Geely adaptor	201020286		Geely 6AT-DSL	6-Speed front wheel drive (DSL-6AT400)	1	1 pc/car
A51	Ford Maverick adaptor	201020287		Ford Maverick	6-Speed front wheel drive/ 4WD (CV6P-7000-B)	1	1 pc/car
A52	Volvo adaptor	201020288		Volvo XC60,XC90	TF-81SC	1	1 pc/car
A53	FIT CVT(New) adaptor	201020289		new FIT/CVT	Simulated CVT(CN1A)	1	1 pc/car

A54	Crown (new) 8 speed adaptor assembly	201020290		Crown 2.0T Lexus LS460/LX570	AA81E	1	1 pc/car
A55	BMW X3, X1 BMW 3 Series adaptor	201020291		BMW X3, X1 BMW 3 Series Cadillac	GM6L45E	1	1 pc/car
A56	09G gearbox	201020292		09G gearbox	09G	1	1 pc/car
A57	09G gearbox	201020293		09G gearbox	09G	1	1 pc/car
A58	Volvo S80	201020294		Volvo S80		1	1 pc/car
A59	Benz B200 adaptor assembly	201020295		Benz B200 dual-clutch	Dual-clutch	1	1pc/car
A60	Mitsubishi	201020296		Mitsubishi Tsubasa	CVT	1	1 pc/car

A61	New Regal, Fox 1.8 1.6 Cadillac, Malibu	201020297		New Regal, FOCUS Cadillac, Malibu	6T40 45E 6T70E 6T75E	2	2 pcs/car
A62	BMW 525L1	201020298		BMW 525L1		1	1 pc/car
A63	Toyota crown 3.0 REIZ 3.0 adaptor assembly	201020299	A63 & A01 	Toyota crown 3.0 REIZ 3.0	A760E	1	1 pc/car
A64	Chevrolet 6T adaptor assembly	201020300		Lacrosse, Regal, Excelle, ENCLAVE, UNKOLA, new GL8, Chevrolet, Captiva, Cruze, Malibu, Epica	6T40E 6T45E	1	Lift the car, disconnect the cooling oil pipe above the transmission shaft on the left. Connect it with the dedicated connector and continue to the next step.
A65	Landwind 8AT Series adaptor assembly	201020301		Landwind X5-X7	SR8AT-300	1	1 pc/car
A66	Land rover 8HP Grand Cherokee adaptor assembly	201020302		Land Rover 8HP Grand Cherokee / Jaguar	ZF8HP75 ZF8HP70	1	1 pc/car
A67	Suzuki Fengyu CVT adaptor assembly	201020303		Suzuki S CROSS CVT	JF015E	1	1 pc/car
A68	MAZDA Honda Toyota Buick General Motors BYD adaptor assembly	201020304		Mazda, Honda, Toyota, Buick, General Motors, BYD		1	1 pc/car

A69	Buick General Motors BYD	201020305		Ford, Volvo dual clutch	6DCT450	1	1 pc/car
A70	Benz adaptor assembly	201020306		Benz722.6	722.6	1	1 pc/car
A71	BMW ZF6HP adaptor assembly	201020307	A71 & A72 	BMW 7 series, 6 Series	ZF6HP-19/21	1	Connecting from the left side of transmission housing (A71 and A72 share one connecting plate)
A72	BMW 8HP adaptor assembly	201020308	A71 & A72 	BMW 3 Series, 5 Series,7 Series, BMW X5	8-Speed 4WD (ZFP45/70/90)	1	Connecting from the left side of transmission housing (A71 and A72 share one connecting plate)
A73	09G General Motors adaptor assembly	201020309		New Santana, Jetta09G Universal adaptor	09G	1	1 pc/car
A74	Honda Spirior adaptor assembly	201020310		Honda Spirior, Acura	DSG8	1	1 pc/car
A75	Focus adaptor assembly	201020311		Focus	4F27F	1	1 pc/car
A76	Ford Mustang adaptor assembly	201020312		Mustang	6R80E	1	1 pc/car

A77	8HP Grand Cherokee adaptor assembly	201020313		Grand Cherokee	8HP	1	1 pc/car
A78	Benz dual-clutch transmission adaptor assembly	201020314		Imported Mercedes A class/B class/CLA200, Mercedes, Benz, Beijing Benz	724.0(7G-DCT)	1	1 pc/car
A79	Land rover Discovery 4 adaptor assembly	201020315	A79 & A11 	Land Rover Discovery 4	6HP-28	2	2 pcs/car
A80	Volkswagen Tiguan adaptor assembly	201020316		Volkswagen Tiguan (09M transmission)	6-Speed front wheel drive/4WD(09M)	1	1 pc/car
A81	Jaguar Audi adaptor assembly	201020317	A81 & A07 share 	Jaguar. Audi	ZF 6HP26	1	Share the same fitting with A07
A82	Trumpchi adaptor assembly	201020318		Trumpchi GS8		1	1 pc/car
A83	Audi A6L adaptor assembly	201020319	A83 & A33 share male 1 	Audi A6L	OAW	2	1 pc/car

A84	Volkswagen / Magotan/ Tiguan adaptor assembly	201020320		Volkswagen (BORA/ SAGITAR/ LAVIDA/ PASSAT/ SANTANA / JETTA/ Touran) SKODA (Fabia/ Octavia/ Superb) pentium (BSQ/ B70/ B90/ MPV) 09G gearbox	6-Speed front wheel drive/ 4WD	1set	1 set/car
A85	Cadillac 5L adaptor assembly	201020321		Cadillac (CTS/ SLS/ SRX) Buick Royaum; PARK AVENUE (5L40/50E)	5L40/50E	1	1 pc/car
A86	Multivan adaptor assembly	201020322		Multivan	OBT	1	1 pc/car